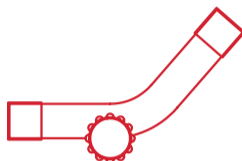


fatboy®

HEADDEMOCK FOR DUMMIES


ASSEMBLY INSTRUCTIONS

1. Remove the small grey caps at both ends of each corner piece.



2. Make sure the holes in the middle pole of the stand are pointed downwards so they will 'click' in the corner pieces nicely.

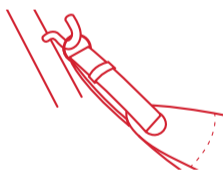
3. Connect the corner pieces to the middle pole. Be sure to use the correct end of the corner piece (the balance pole needs to be positioned before the corner).



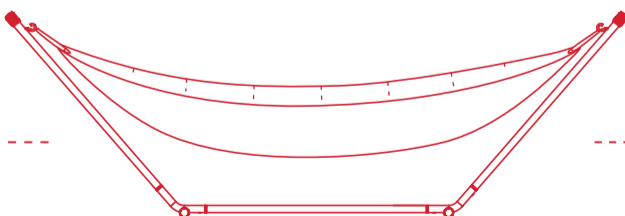
4. Finally, connect the remaining poles to the corner pieces. Your frame is ready and should look like this:



5. Now that your frame is ready, you can attach the headdemock straps to the hooks on both sides.



6. You can easily adjust the distance between the headdemock and the ground by tightening or loosening the straps. That's it!



**YOUR
HEADDEMOCK
IS READY!**

WARNING

Do not allow children to use the Fatboy® headdemock without direct adult supervision. Never place a baby in the Fatboy® headdemock.

Do not exceed maximum weight capacity for your Fatboy® headdemock.

PRODUCT INFORMATION

Headdemock material: 100% polyester
Country of origin: Made in China
Headdemock stand: Steel with weather resistant powder coated finish
Maximum capacity: 330 lbs / 150 kg
Overall length: 10' / 332 cm

Care instructions: for your maximum durability we suggest you store your Fatboy® headdemock inside during rainy weather and at night.

WARRANTY INFORMATION

Visit our website www.fatboy.com/warranty for information on warranty on your product. Fatboy® cannot accept any claim on warranty in event of: Damage or defects caused by use, operation or treatment of the product in ways that are inconsistent with normal personal or domestic use; repairs or attempts to repair undertaken by any party other than Fatboy® the original B.V.

QUESTIONS OR PROBLEMS?

Please contact your Fatboy® dealer or Fatboy® in the event you have any questions or problems.

Fatboy® the Original B.V.
De Steenbok 19-21
5215 MG Den Bosch
Netherlands
T: + 31 (0) 73 615 4200
E: service@fatboy.com
W: www.fatboy.com